

ELECTRIC AND HYDRAULIC PREPARATION

LEGEND

- A - 1/2 " cold water connection.
B - 1/2 " hot water connection.



Operating pressure:
- MIN 150 kPa (1,5 bar)
- MAX 300 kPa (3,0 bar)



Hot water temperature:
- MAX 60°C (140°F)

A1 - Connection for wall taps.

C - Power cord output.
(minimum length 2 m).

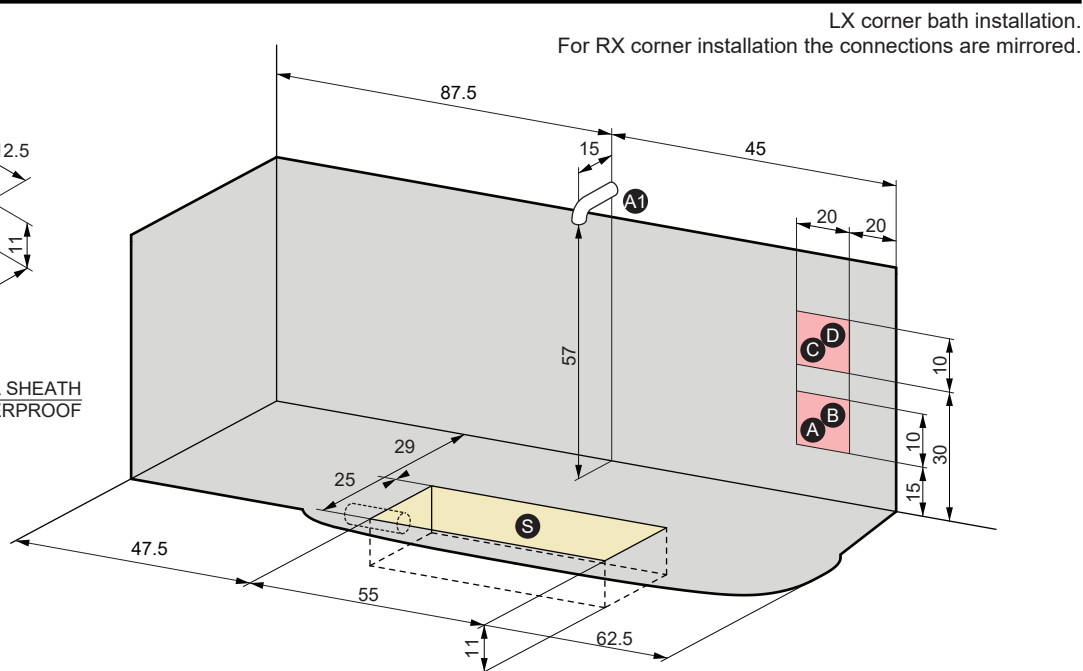
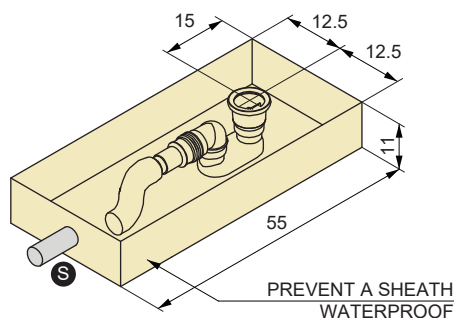
D - Equipotential cable output.

S - Exhaust Ø40 mm.

NOTE

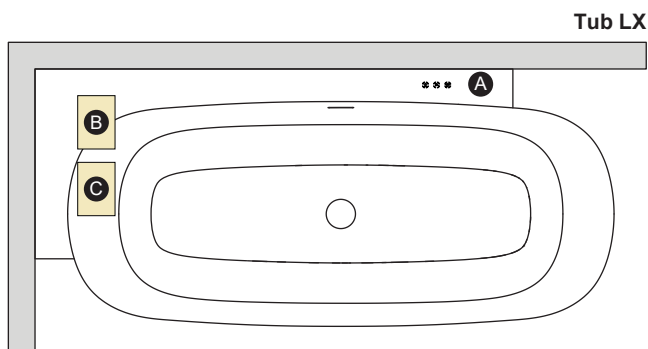
- For tanks with frame, do not provide power cord.
- In all cases always prepare the cable for the equipotential.
- For the bath tub taps in our catalog, use only A and B connections.
- If a wall fitting (A1) is envisaged, consider the measurements indicated in the drawing as the center of the same.
The mouth for dispensing the water load in the tank must be at least 5 cm higher than the edge.

TUB LX

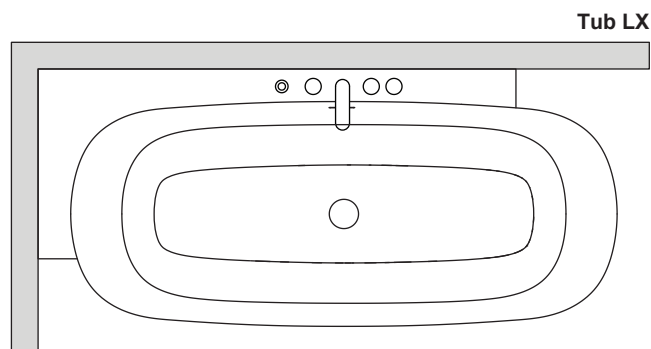


POSITIONING OF IGNITION CONTROLS AND TAPS

AIRPOOL



TAPS



A	KEYBOARD
B	BLOWER
C	ELECTRIC POWER UNIT

FOR RX VERSION THE COMPONENTS ARE SPECULAR